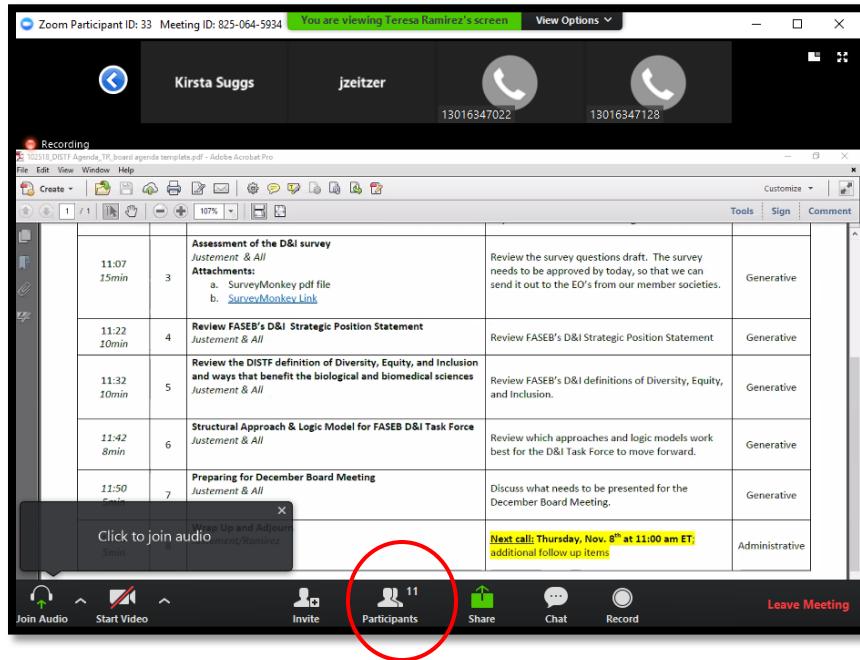


Zoom Participation Features

Something to say but don't want to interrupt the current speaker? Raise your hand!

Select participants:

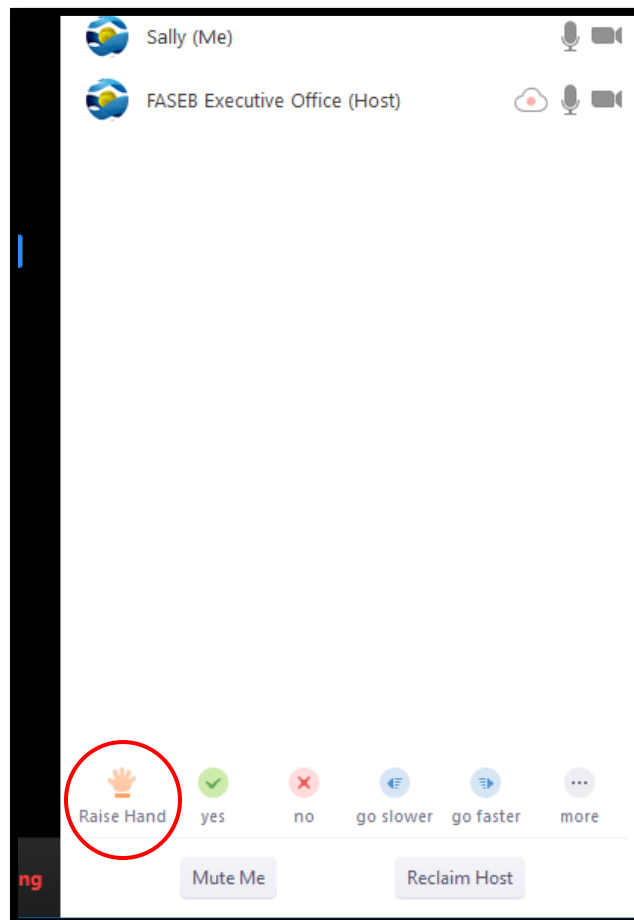


The screenshot shows a Zoom meeting window. At the top, there are participant names: Kirsta Suggs and jzeitzer. Below them is a document viewer displaying a table with the following content:

Time	Item	Description	Category
11:07 15min	3	Assessment of the D&I survey Justement & All Attachments: a. SurveyMonkey pdf file b. SurveyMonkey Link	Generative
11:22 10min	4	Review FASEB's D&I Strategic Position Statement Justement & All	Generative
11:32 10min	5	Review the DISTF definition of Diversity, Equity, and Inclusion and ways that benefit the biological and biomedical sciences Justement & All	Generative
11:42 8min	6	Structural Approach & Logic Model for FASEB D&I Task Force Justement & All	Generative
11:50 7min	7	Preparing for December Board Meeting Justement & All	Generative
		Discuss what needs to be presented for the December Board Meeting.	Administrative

At the bottom of the meeting window, there is a control bar with icons for Join Audio, Start Video, Invite, Participants (11), Share, Chat, Record, and Leave Meeting. The 'Participants' icon is circled in red.

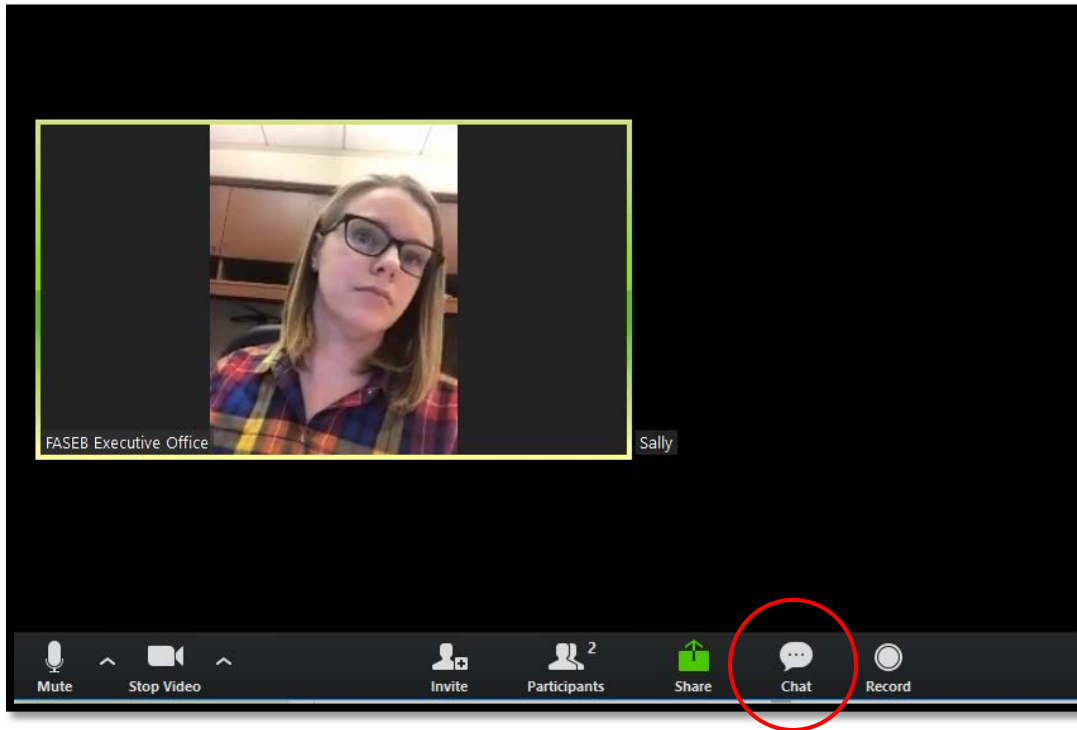
In the white bar, click on "Raise Hand"



The screenshot shows the Zoom meeting control bar. The 'Raise Hand' icon, which is a hand with fingers spread, is circled in red. Other icons in the bar include a green checkmark for 'yes', a red 'X' for 'no', a blue double arrow for 'go slower', a blue single arrow for 'go faster', and a three-dot menu for 'more'. Below the icons are buttons for 'Mute Me' and 'Reclaim Host'.

Zoom Participation Features

Have a question/comment/idea? Response to the speaker's question? Gossip? Use the "chat" function.



Type messages to all meeting participants, or use the drop down to select a specific participant.

